

Using the Online Schedule


Printed editions and Updates are stopping but the Schedule will continue to be available at pharmac.govt.nz/schedule

Keep this reference handy if you're not familiar with the online Schedule.

Search the Schedule

Head to pharmac.govt.nz/schedule to find what you're looking for. You only need to type in three letters and options will pop up below. You can also navigate to a specific listing via the therapeutic group links below the search bar.

Download the Schedule for offline access

You can download a PDF on the PHARMAC website. Look out for this icon  on all Schedule pages. The PDF follows the same layout as the printed versions and is updated monthly. You'll need to download the latest version when it is made available.

Subscribe to Schedule updates

PHARMAC can email you when the Schedule is changing. You'll be emailed around the 18th of each month about key changes, and again around the 23rd when the website is updated. Subscribe at:

pharmac.govt.nz/subscribe

Watch the help videos

Take a look at the Schedule Help Guide videos and resources to see how to find, search and interpret the online Schedule:

pharmac.govt.nz/schedulehelp



Check medicine notices on the PHARMAC website

PHARMAC lists details on current supply issues, discontinuations and brand changes at

pharmac.govt.nz/medicine-notices

Schedule listings explained

This sample layout explains the key features of a medicine listing in the online Schedule (Sections B to I)

The icon  links to the listing in the PDF. Click the up arrow  to see the Therapeutic Groups.

The star * indicates 3 or 6 months (as applicable) should be dispensed at once.



Brands bolded and underlined are sole subsidised supply.




The triangle ▲ indicates 3 months supply may be dispensed at once if endorsed certified by exemption (by the prescriber or pharmacist).


✓ **Brands** ticked and bolded are fully subsidised.




Search

You viewing the [month] schedule. View [next/last month's] Schedule.

Therapeutic Group  

Chemical   

* Presentation 

	Pharmacode				
✓ Brand		\$2.00	per 30		
▲ Presentation					
Brand	Pharmacode	\$5.00	per 9 ml (OP)		
✓ Brand	Pharmacode	\$7.30	per 10 ml		
✓ Brand 	Pharmacode	\$8.00	per 8 ml		
Presentation - up to [quantity] available on PSO 					
Brand	Pharmacode	\$10.00	per 10		
		(\$20.00)			

Conditions and restrictions on prescribing the medicine, including Special Authority where it applies, will be listed here.

Search for the chemical name, brand name, therapeutic group, or more in the search bar.

These icons are links to look up the medicine in Medsafe, NZ Formulary and Hospital Medicines List (HML).


The presentation provides the form and strength.

Subsidy paid on a product before mark-ups and GST, and quantity the subsidy applies to.

Original Pack (OP) means the subsidy is rounded up to a multiple of whole packs.

Practitioners Supply Order (also known as PSO).

The price in brackets shows when a manufacturer's price differs from the subsidy.

The S29 icon  means the brand must be supplied under section 29 of the Medicines Act.

Get more help at [pharmac.govt.nz/schedulehelp](https://www.pharmac.govt.nz/schedulehelp)